

Innov-ís 55 Fashion Edition

brother
at your side



Innov-ís 55 Fashion Edition

Make the ultimate fashion statement

- Advanced needle threader
- Quick-set bobbin
- LED sewing light
- Drop feed setting
- Five additional sewing feet included

Express your unique style.

Create your own style with the feature-packed Innov-is 55 Fashion Edition. Whether you are new to sewing or an experienced designer, this machine offers you unlimited ways to shape your fashion dreams into impressive ready-to-wear garments.




Here are just some of the easy-to-use functions

The Innov-is 55 Fashion Edition comes complete with 12 sewing feet including 5 bonus feet in the Creative Sewing Pack.

Creative Sewing Pack


Includes 5 kinds of useful sewing feet:



- F002N – Narrow hem foot (7 mm)
- F004N – Concealed zipper foot
- F005N – Quilting/embroidery foot
- F021N – Braiding foot
- F067 – Piping foot
- **Advanced needle threading** Threading the needle is so simple, at the touch of a button.
- **80 built-in stitches, including 10 buttonhole styles** Numerous stitches built-in the machine giving you unlimited creativity.
- **Quick-set bobbin** Just drop in a full bobbin and you are ready to sew.
- **Easy stitch selection** Quickly select your desired stitch pattern from the convenient keypad.

- **LCD Screen** Information about your stitch at a glance. Always know the length, width and type of presser foot required.
- **Combining patterns** Create your own stitch patterns by combining up to 35 stitches.
- **Stitch width control by speed lever** Create your own zigzag patterns easily, while sewing with the slide control.
- **Mirror imaging** Create a mirror image of your stitch pattern for even more stitch variety.
- **Automatic reverse / reinforcement stitch** Automatically sews reinforcement stitches for a neat, professional beginning and end of the stitching line.
- **Slide speed control** The simple slide control adjusts the sewing speed from slow to fast.
- **Needle stop position** Select whether the needle should be up or down when the machine stops. A useful function when turning material, sewing corners or joining quilt pieces.
- **Stitch reference panel** A detachable quick reference guide so you can see all your available stitches.
- **Hard case** Protects the machine when not in use.

Included stitches and lettering




A B C D E F G H I J K L M N
O P Q R S T U V W X Y Z ? !
0 1 2 3 4 5 6 7 8 9 & _ ' ,
. () - Ä Å Æ Ñ Ö Ø Ç Ü ß

Optional accessories



Creative Quilting Kit

Wide table, free motion guide grip, stitch guide, quilter for foot holder, open toe walking foot, 1/4" piecing foot with guide.



Circular Attachment

Create precise circles with a radius ranging from 30 to 130 mm.



Bobbin Work Kit

Create reverse "upside-down" sewing with speciality decorative threads that don't fit through the eye of the needle.



Wide Table

For easier handling of fabrics when sewing or working with quilting or large projects.

For the full range of accessories available see www.brothersewing.eu

Follow [brothersewinguk](https://www.facebook.com/brothersewinguk)

Contact:



brother
at your side

Brother Sewing Machines Europe GmbH UK Branch
Shepley Street, Audenshaw, Manchester M34 5JD
www.brothersewing.eu